

# Drifting

## Performance

Music by Andy McKee


Open Dsus4  
 ① = D    ④ = D  
 ② = A    ⑤ = A  
 ③ = G    ⑥ = D

♩ = 125

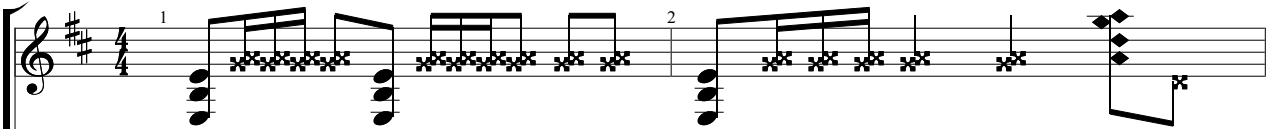
**Performance Notes:**

L.Bar = Left Hand Tap  
 L.X = Left Hand Guitar Face Tap  
 L.S = Left Hand Guitar Body Slap  
 R.S = Right Hand Guitar Body Finger Slaps  
 Slap.H = Right Hand Slap Harmonic  
 R.X.T = Right Thumb Guitar Face Tap  
 R.Tap = Right Hand Fret Tap

Emadd11



1




*mf* R.S A M I R.S A M I R.S A M I Slap.H R.X.T

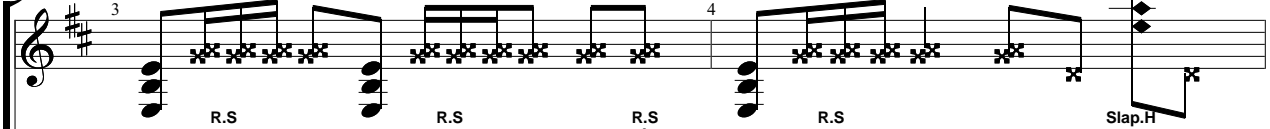
T	X-X-X-X	X-X-X-X	X-X-X-X	X-X-X-X	X-X-X-X	X-X-X-X	X	<12>
A	X-X-X-X	X-X-X-X	X-X-X-X	X-X-X-X	X-X-X-X	X-X-X-X	X	<12>
B	2	2	2	2	2	2		<12> X

L.Bar    L.X    L.Bar    L.X    L.S    L.Bar    L.X    L.S    T

Emadd11



3




R.S A M I R.S A M I R.S A M I Slap.H R.X.T R.X.T


T	X-X-X-X	X-X-X-X	X-X-X-X	X-X-X-X	X-X-X-X	X	<7>
A	X-X-X-X	X-X-X-X	X-X-X-X	X-X-X-X	X-X-X-X	X	<7>
B	2	2	2	2	2		X <7> X

L.Bar    L.X    L.Bar    L.X    L.S    L.Bar    L.X    L.S    T    T

Emadd11



5



R.S A M I R.S A M I R.S A M I Slap.H R.X.T

T	X-X-X-X	X-X-X-X	X-X-X-X	X-X-X-X	X-X-X-X	X	<12>
A	X-X-X-X	X-X-X-X	X-X-X-X	X-X-X-X	X-X-X-X	X	<12>
B	2	2	2	2	2		<12> X

L.Bar    L.X    L.Bar    L.X    L.S    L.Bar    L.X    L.S    T

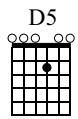




Aadd11



Musical notation for measures 21 and 22. Measure 21 contains two R.Tap notes. Measure 22 contains a Slap.H note. The TAB below shows fretting for both measures, including L.Bar and R.Bar markings.



D6 (no 3)



Musical notation for measures 23 and 24. Measure 23 contains two R.Tap notes. Measure 24 contains a Slap.H note. The TAB below shows fretting for both measures, including L.Bar and R.Bar markings.

Dsus4/E



Gsus2



Musical notation for measures 25, 26, and 27. Measures 25 and 26 contain R.Tap notes. Measure 27 contains a Slap.H note. The TAB below shows fretting for all three measures, including L.Bar and R.Bar markings.

Dsus4/E



Gsus2



Musical notation for measures 28 and 29. Measures 28 and 29 contain R.Tap notes. The TAB below shows fretting for both measures, including L.Bar and R.Bar markings.

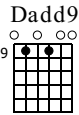
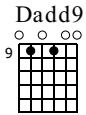
**TAB**  
 4 5 0 2 | 0 0 7 5 0 9 7 7 0  
 2 2 2 2 | 2 2 2 2 2 2 2 2 2 2  
 L.Bar L.Bar L.Bar L.Bar

**TAB**  
 0 0 | <12> <7> (<7>) <12>  
 11 0 | <12> <7> (<7>) <12>  
 2 2 | <12> <7> (<7>) <12>  
 2 2 | <12> <7> (<7>) <12>  
 L.Bar L.Bar L.Bar L.Bar

**TAB**  
 0 0 | X X 6 5 0 6 7 7 0  
 11 X 0 X X | 0 0 6 7 7 0  
 2 2 | 2 2 2 2 2 2 2 2 2 2  
 2 2 | 2 2 2 2 2 2 2 2 2 2  
 L.Bar L.X L.Bar L.S L.Bar L.X L.Bar L.S

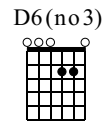
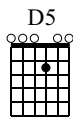
**TAB**  
 0 0 | X X 4 5 0 9 7 7 6 0  
 6 X 0 X X | 0 0 9 7 7 6 0  
 2 2 | 2 2 2 2 2 2 2 2 2 2  
 2 2 | 2 2 2 2 2 2 2 2 2 2  
 L.Bar L.X L.Bar L.S L.Bar L.X L.Bar L.S



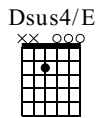


Musical notation for measures 43-44. Measure 43 starts with a treble clef, key signature of two sharps (F# and C#), and a 3/4 time signature. Measure 44 continues in the same key and time. The guitar tablature (TAB) shows fingerings for measures 43 and 44. Measure 43 has two 'R.Tap' (Right Tap) markings over notes on the 9th and 11th frets. Measure 44 has two 'R.Tap' markings over notes on the 11th and 9th frets. The TAB for measure 44 includes a 1/4 note tap on the 11th fret. The left hand (L.Bar) is indicated for measures 43 and 44.

Musical notation for measures 45-46. Measure 45 starts with a treble clef, key signature of two sharps, and a 3/4 time signature. Measure 46 continues in the same key and time. The guitar tablature (TAB) shows fingerings for measures 45 and 46. Measure 45 has two 'R.Tap' markings over notes on the 9th and 7th frets. Measure 46 has two 'R.Tap' markings over notes on the 6th and 7th frets, followed by a 'Slap.H' (Slap Hammer) marking. The TAB for measure 46 includes a 'Slap.H' marking over notes on the 12th fret. The left hand (L.Bar) is indicated for measures 45 and 46.



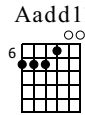
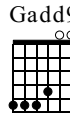
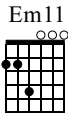
Musical notation for measures 47-48. Measure 47 starts with a treble clef, key signature of two sharps, and a 3/4 time signature. Measure 48 continues in the same key and time. The guitar tablature (TAB) shows fingerings for measures 47 and 48. Measure 47 has two 'R.Tap' markings over notes on the 7th and 9th frets. Measure 48 has two 'R.Tap' markings over notes on the 9th and 7th frets, followed by a 'Slap.H' marking. The TAB for measure 48 includes a 'Slap.H' marking over notes on the 12th fret. The left hand (L.Bar) is indicated for measures 47 and 48.



Musical notation for measures 49-50. Measure 49 starts with a treble clef, key signature of two sharps, and a 4/4 time signature. Measure 50 continues in the same key and time. The guitar tablature (TAB) shows fingerings for measures 49 and 50. Measure 49 has two 'R.Tap' markings over notes on the 4th and 5th frets. Measure 50 has two 'R.Tap' markings over notes on the 2nd and 4th frets, followed by a 'Slap.H' marking. The TAB for measure 50 includes a 'Slap.H' marking over notes on the 12th fret. The left hand (L.Bar) is indicated for measures 49 and 50.



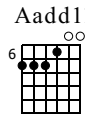
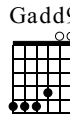
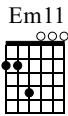




59 60

TAB

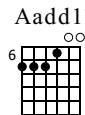
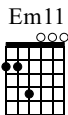
4 2 2 | 4 2 2 | 4 2 2 | 0 4 2 2 | 0 4 2 2 | 0 4 2 2 | (0) 4 2 2 | 0 4 2 2 | 0 6 7 7 | 0 6 7 7 | 0 6 7 7



61 62

TAB

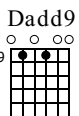
4 2 2 | 4 2 2 | 4 2 2 | 0 4 2 2 | 0 4 2 2 | 0 4 2 2 | (0) 4 2 2 | 0 4 2 2 | 0 6 7 7 | 0 6 7 7 | 0 6 7 7



63 64

TAB

4 2 2 | 4 2 2 | 4 2 2 | 0 4 2 2 | 0 4 2 2 | 0 4 2 2 | (0) 4 2 2 | 0 4 2 2 | 0 6 7 7 | 0 6 7 7 | 0 6 7 7



65 66

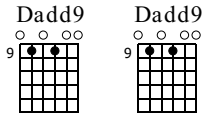
TAB

9 9 9 | 9 9 9 | 9 9 9 | 0 9 9 9 | 0 9 9 9 | 0 9 9 9 | (0) 9 9 9 | 0 9 9 9 | 0 9 9 9 | 0 9 9 9 | 0 9 9 9

R.Tap R.Tap R.Tap

9-11 11-9 11

L.Bar



67

68

R.Tap R.Tap

TAB

L.Bar

R.Tap  $\frac{1}{4}$

L.Bar

Aadd11



69

70

R.Tap R.Tap

TAB

L.Bar

Slap.H

Dsus4/E



D6(no3)



71

72

R.Tap R.Tap

TAB

L.Bar

Slap.H

Dsus4/E      Gsus2

73      74

R.Tap      R.Tap      R.Tap      Slap.H

TAB

L.Bar      L.Bar      L.Bar      L.Bar

Dsus4/E      Gsus2

75      76

R.Tap      R.Tap      R.Tap      Slap.H

TAB

L.Bar      L.Bar      L.Bar      L.Bar

Dsus4/E      Gsus2

77      78

R.Tap      R.Tap      R.Tap      Slap.H

TAB

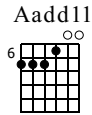
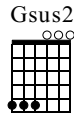

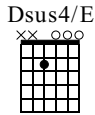
L.Bar      L.Bar      L.Bar      L.Bar

79      80

R.Tap      Slap.H      Slap.H      R.X.T      Slap.H

TAB

L.Bar      L.Bar      L.Bar

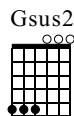
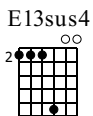


81 R.Tap

82 R.X.T R.Tap

TAB: 0 11 X 0 0 X X 6 0 0 0 6 7 7 X 0

L.Bar L.X L.Bar L.S L.Bar L.X L.Bar L.S

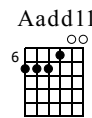
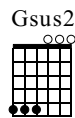
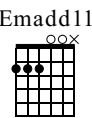
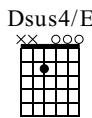


83 R.Tap

84 R.X.T A M R.Tap

TAB: 0 6 0 0 X X 4 0 0 0 9 7 6 0

L.Bar L.X L.Bar L.S L.Bar L.X L.Bar L.S

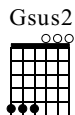
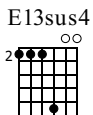


85 R.Tap

86 R.X.T A M R.Tap

TAB: 0 11-12 11 0 0 X X 6 0 0 0 6 7 7 X 0

L.Bar L.X L.Bar L.S L.Bar L.X L.Bar L.S



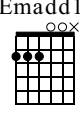
87 R.Tap

88 R.X.T A M R.Tap

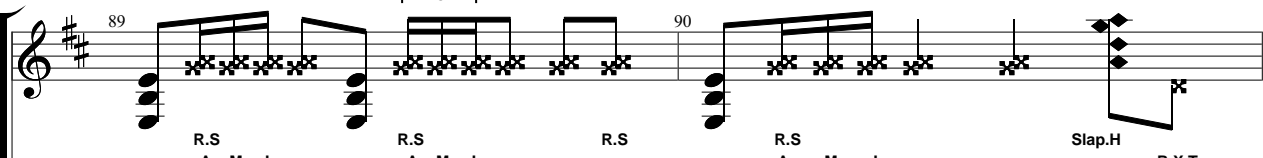
TAB: 0 6 X 0 0 X X 4 0 0 0 9 7 6 0

L.Bar L.X L.Bar L.S L.Bar L.X L.Bar L.S

Emadd11



3



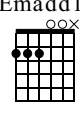
R.S A M I R.S A M I R.S A M I Slap.H R.X.T

TAB

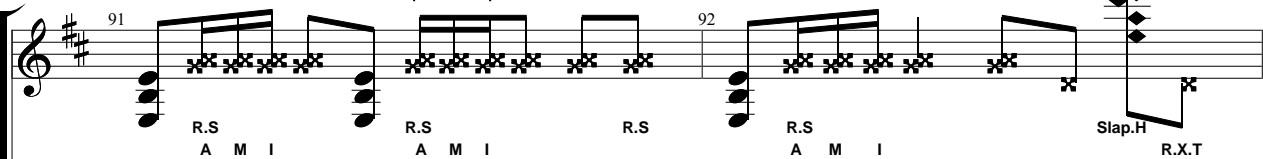
2 2 2 2 2 2 2 2

L.Bar LX L.Bar LX LS L.Bar LX LS T

Emadd11



3



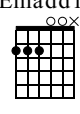
R.S A M I R.S A M I R.S A M I Slap.H R.X.T

TAB

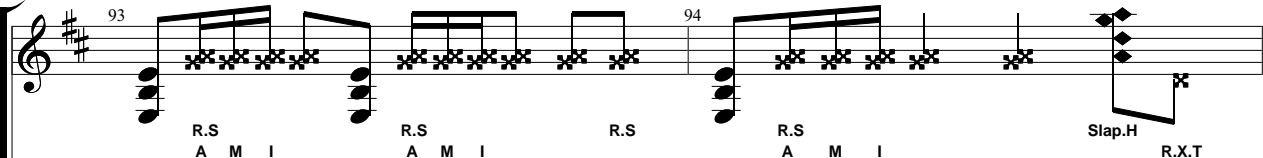
2 2 2 2 2 2 2 2

L.Bar LX L.Bar LX LS L.Bar LX LS T

Emadd11



3



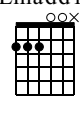
R.S A M I R.S A M I R.S A M I Slap.H R.X.T

TAB


2 2 2 2 2 2 2 2

L.Bar LX L.Bar LX LS L.Bar LX LS T

Emadd11



3



R.S A M I R.S A M I R.S A M I Slap.H R.X.T

TAB

2 2 2 2 2 2 2 2

L.Bar LX L.Bar LX LS L.Bar LX LS T